

惠适达
WINSTAR®

UPVC WINDOW DOOR SYSTEM

PRODUCT
CATALOG
2024

江阴市惠适达塑业有限公司
JIANGYIN WINSTAR PLASTIC CO., LTD



ABOUT WINSTAR

Jiangyin Winstar Plastic Co.,Ltd located at **Jiangyin City, Jiangsu Province,China**. We are in the center of Yangtze Rive Delta, which is the China largeste conomic zone and gethered 25% GDP in only 4% area of China, is the most developed area in China. We are 150 km to Shanghai Sea Port and 180 km to Shanghai airport. Under the advantage of full supply chain of Yangtze River Delta, we can offer fast delivery with competitive price, one stop buying service and fast response service.

Winstar is a China based brand since the year 2012. We has passed the **ISO9001 Quality Management System Certification** and **ISO14001 International Environmental Management System Certification** in 2008. As one famous brand in Jiangsu province we have strongly influence in local market and export about 120,000 Tons plastic extrusion products to more than 30 Countries such as India, Thailand, East Europe and Latin America Countries etc.

We have more than 50 plastic extrusion lines and one window factory. Our product include **UPVC window door profiles**, customzied plastic extrusions , home decoration materials and ready made window doors.

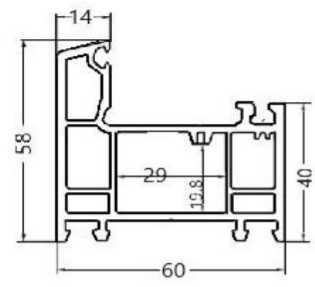
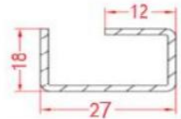
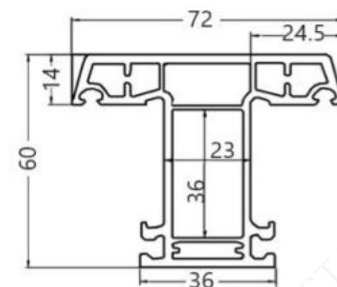
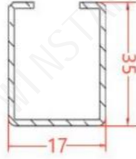
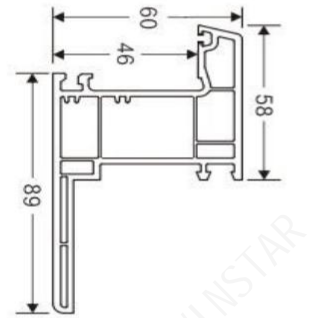
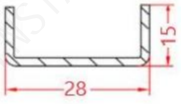
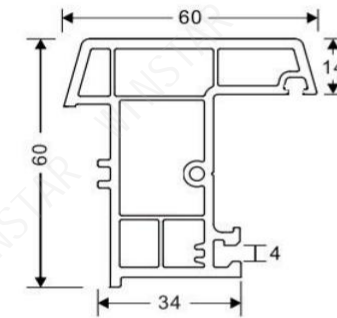
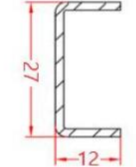
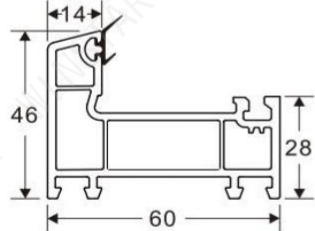
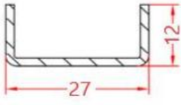
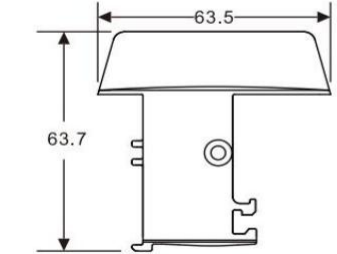
For **UPVC window door profiles** ,we have more than 300 sections and cover most product series like 60/65/70mm casement series and 60/70/80/88/92/95/108/112 sliding series. We can offer customized color **UPVC profiles** which included Pure white, Ivory White, Double color co-extrusion, Wood grain fim laminated and solid color by RAL code.

For ready made window doors ,we have advanced window door fabricate equipments and expreienced technicians. Can produce any type and solution window doors. Such as arch, bow, round,un-regular shape window doos. Except our **Winstar window system**, we can use other profiles system produce window doors. Such as **Veka, Rehau, Conch, Dimex profiles** etc.

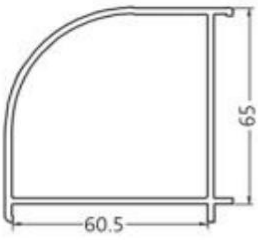
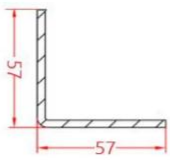
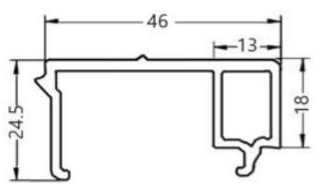
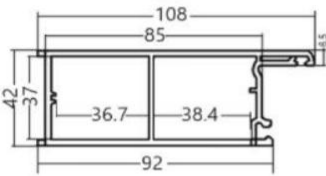
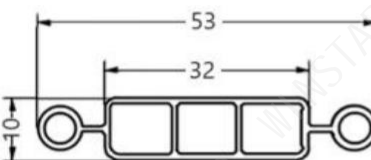
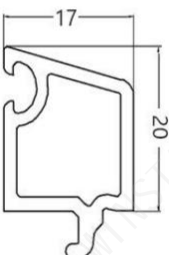
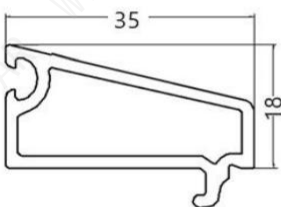
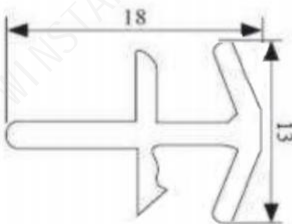
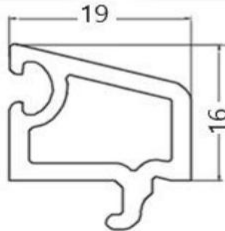
Customzied design Industrial plastic extrusions is our mainly products also. We can produce according drawing, samples, and even photos you offered.

We will continue to utilize scientific anagement,full development,rational utilization of resources and continuously improve satisfaction of urcustomers demand as the main goal of improving peoples'working and living environment.

WINSTAR 60MM UPVC CASEMENT SERIES

DRAWINGS	STEEL SIZES	CODE	THICKNESS (MM)	KGS/M	DRAWINGS	STEEL SIZES	CODE	THICKNESS (MM)	KGS/M
		C60K 60mm casement frame	2.8	1.13			C60ZT 60mm casement T mullion	2.8	1.23
			2.5	1.07				2.5	1.12
			1.8	0.9				1.8	1.0
		C60KE 60mm casement with curtain edge	2.5	1.45			C60FT 60mm false mullion	2.5	1.08
			2.2	1.37				2.2	
		60LK Louver frame	2.2	0.82		False mullion caps	ABS Material	By PCS	

		<p>C60ZXT 60mm Z shape Mullion</p>	<p>2.5</p>	<p>1.12</p>			<p>C60NS 60mm Inward open sash</p>	<p>2.5</p>	<p>1.13</p>
		<p>C60WS 60mm Outward open sash</p>	<p>2.5</p>	<p>1.23</p>			<p>C60WMS 60mm Outward open door sash</p>	<p>2.8</p>	<p>1.77</p>
		<p>C60NMS 60mm Inward open door sash</p>	<p>2.8</p>	<p>1.67</p>			<p>60YZG (Any way Corner)</p>		<p>0.65</p>
		<p>60MB 150mm Door Panel</p>		<p>0.83</p>			<p>60YG Corner Round Pipe</p>		<p>0.6</p>
		<p>60PG 60mm Frame Joint Pipe</p>		<p>0.63</p>			<p>60PT 60mm Frame Joints</p>		<p>0.24</p>

		<p>60ZJ 60mm Round corner</p>	<p>0.67</p>		<p>60BYYT 60mm shutter bead</p>	<p>0.33</p>
		<p>C60MS Flat casement door sash</p>	<p>1.20</p>		<p>60BYP 60mm Shutter board</p>	<p>0.23</p>
		<p>GB17 Double Glazing Bead (24mm glass)</p>	<p>0.20</p>		<p>GB35 Single Glazing Bead (4-6mm glass)</p>	<p>0.27</p>
		<p>60DP Frame Joint one way</p>	<p>0.10</p>		<p>GB19 Double Glazing Bead (18-20mm glass)</p>	<p>0.19</p>

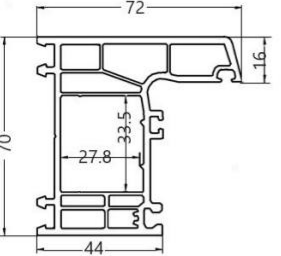
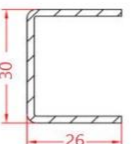
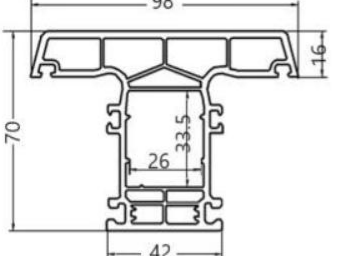
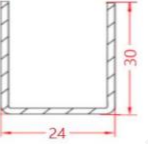
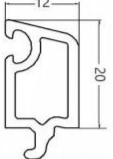
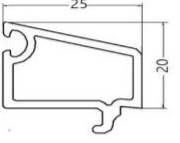
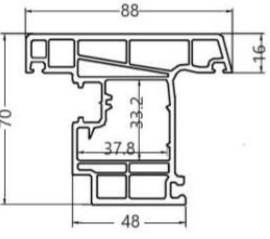
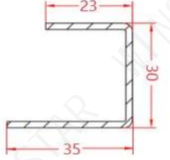
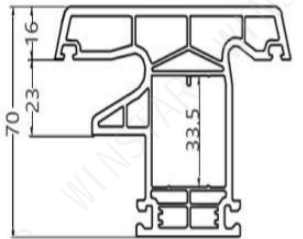
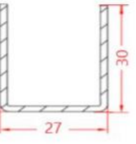
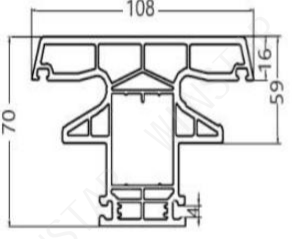
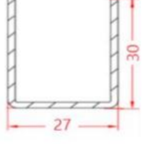
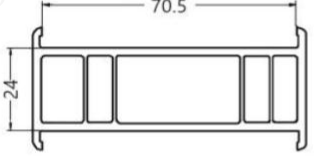
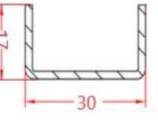
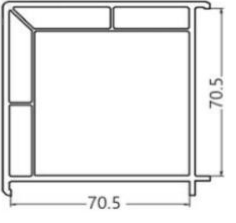
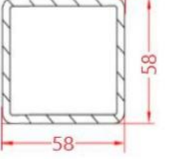
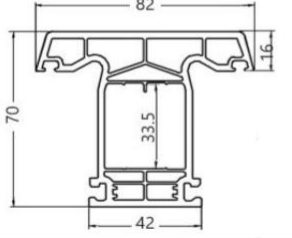
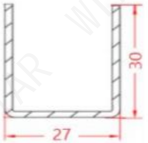
WINSTAR 65MM UPVC CASEMENT SERIES

DRAWINGS	STEEL SIZES	CODE	THICKNESS (MM)	KGS/M	DRAWINGS	STEEL SIZES	CODE	THICKNESS (MM)	KGS/M
		C65K1 4 Chamber frame	2.5	1.13			C65K2 5 Chamber frame	2.5	1.20
		C65ZT1 4 chamber T mullion	2.5	1.30			C65ZT2 5 Chamber T mullion	2.5	1.33
		C65NS1 4 Chamber inward sash	2.5	1.20			C65WS 5 chamber outward sash	2.5	1.37
		C65NS2 5 Chamber inward sash	2.5	1.67			C65PG Joint Pipe		0.70

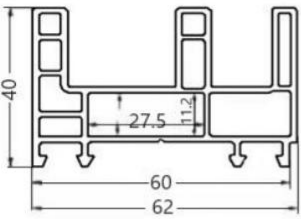
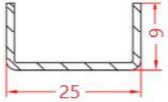
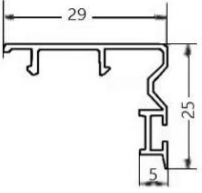
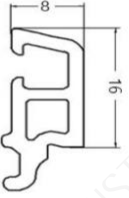
		C65ZJ Corner		0.83			GB19 Glass bead for 27mm glass		0.19
		GB22 Glass bead for 24mm glass		0.22					

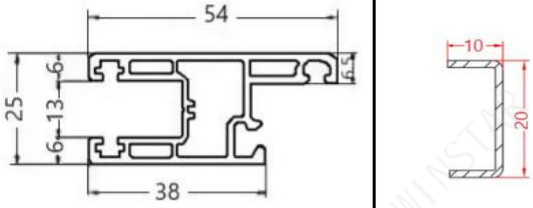
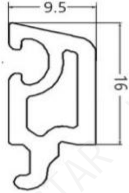
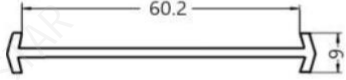
WINSTAR 70MM UPVC CASEMENT SERIES

DRAWINGS	STEEL SIZES	CODE	THICKNESS (MM)	KGS/M	DRAWINGS	STEEL SIZES	CODE	THICKNESS (MM)	KGS/M
		C70K1 Window frame 1	2.8	1.75			C70NS1 Inward open sash 1	2.8	1.62
		C70K2 Fixed window frame	2.8	1.4			C70NS2 Inward open sash 2	2.2	1.42

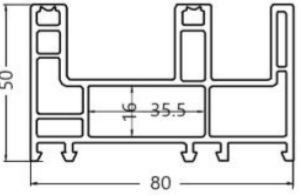
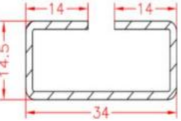
		C70K3 Fixed window frame	2.8	1.3			C70ZT3 T Mullion	2.5	1.53
		GB12 35-36mm triple glass bead	0.17				GB25 23-24mm double glass bead		0.23
		C70WS Outward Sash	2.2	1.6			C70ZT2 T Mullion	2.8	1.83
		C70ZT1 T Mullion	2.8	2.08			C70PG Frame joint pipe	2.5	0.92
		C70ZJ Square corner	2.5	1.45			C70ZT4 T Mullion	2.80	1.58

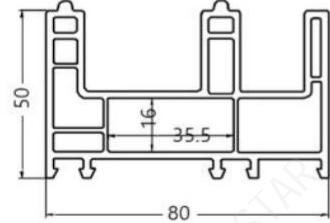
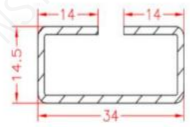
WINSTAR 60MM LIGHT UPVC SLIDING SERIES

DRAWINGS	STEEL SIZES	CODE	THICKNESS (MM)	KGS/M
		S6040K 40mm height Sliding frame	1.80	0.88
		S60FG Sash interlock		0.17
		GB8 Glass bead for 6mm glass		0.15

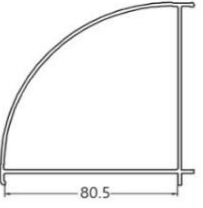
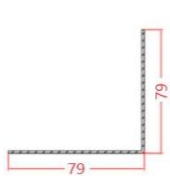
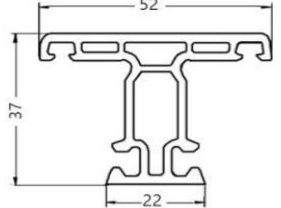
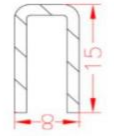
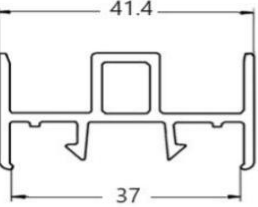
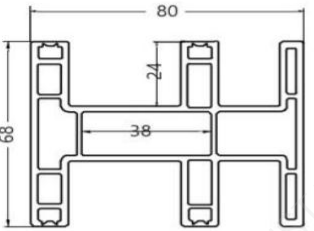
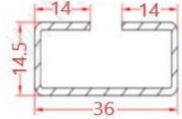
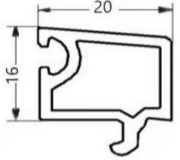

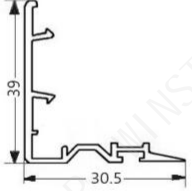
DRAWINGS	STEEL SIZES	CODE	THICKNESS (MM)	KGS/M
		S6054S 54mm height sash	1.8	0.53
		GB9.5 Glass bead for 4-5mm glass		0.14
		C60PT 60mm Frame Jointer		0.24

WINSTAR 60/80MM UPVC SLIDING SERIES

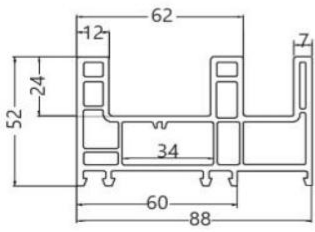
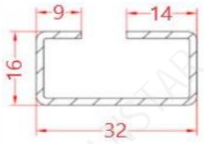
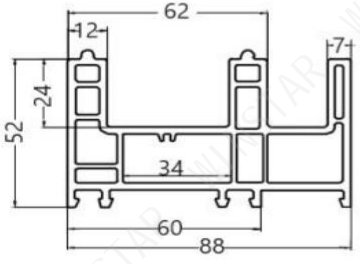
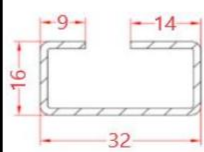
DRAWINGS	STEEL SIZES	CODE	THICKNESS (MM)	KGS/M
		S8050K1 50mm height Sliding frame	2.20	1.22
			1.80	1.13

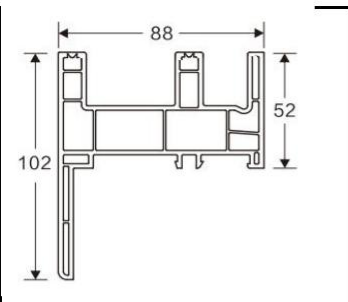
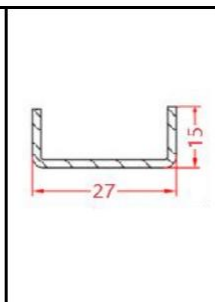
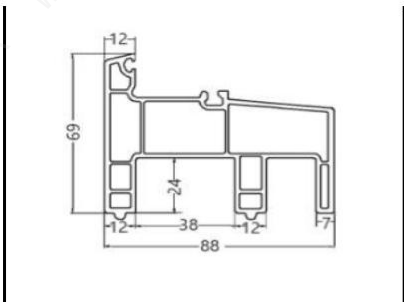
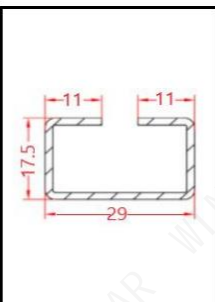
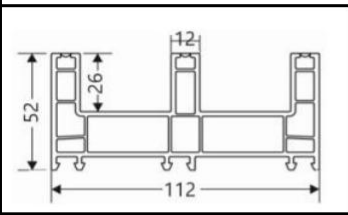
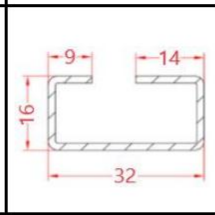
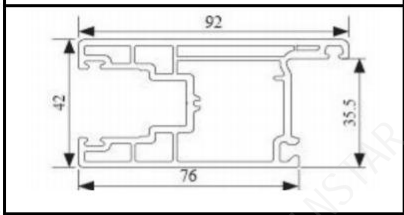
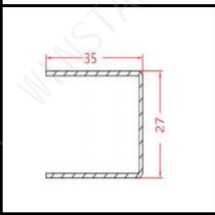
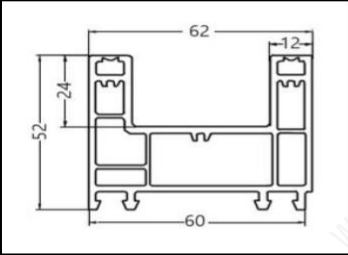
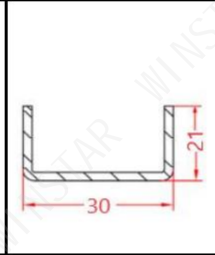
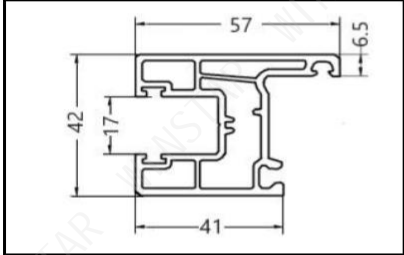
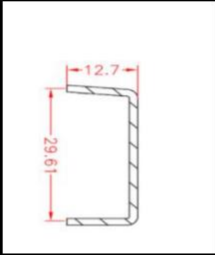
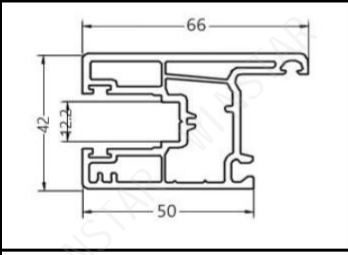
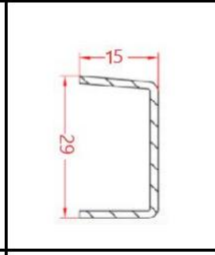
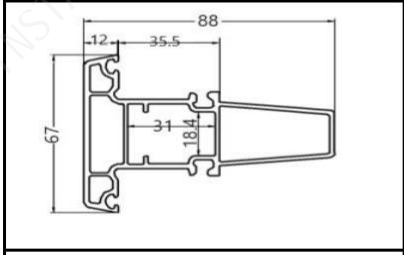
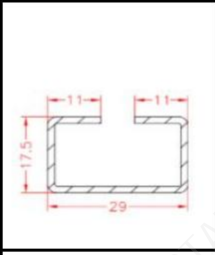
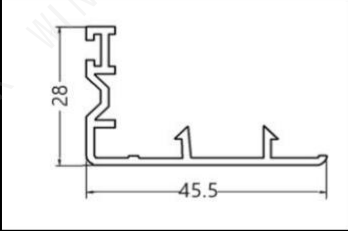
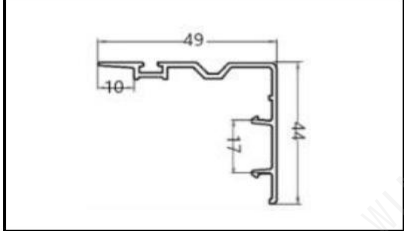
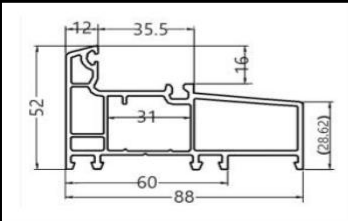
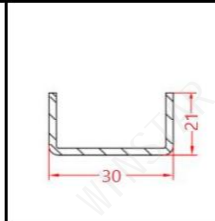
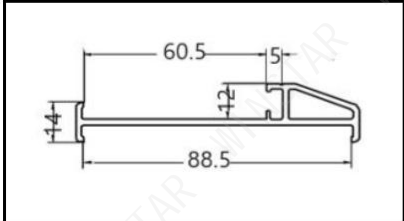
DRAWINGS	STEEL SIZES	CODE	THICKNESS (MM)	KGS/M
		S8050K2 50mm height Sliding frame with track	2.2	1.28

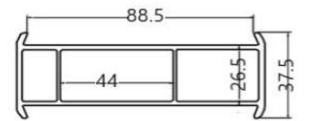
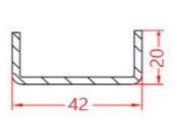
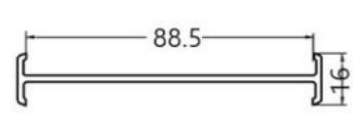
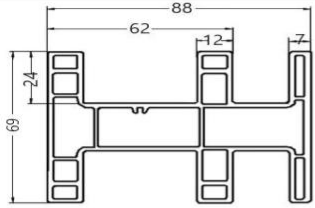
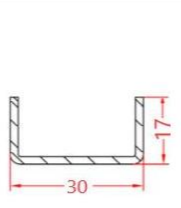
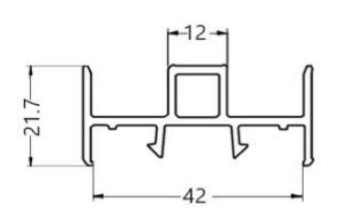
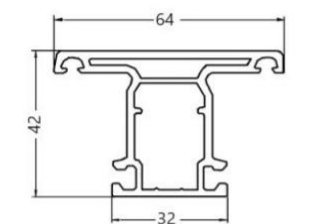
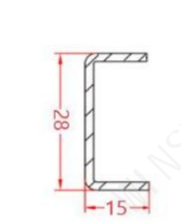
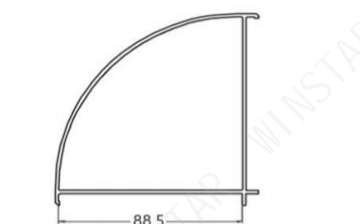
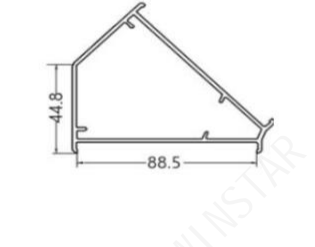
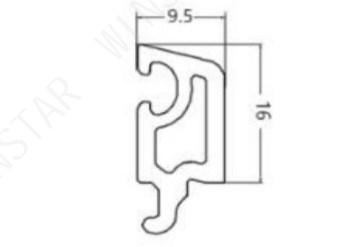
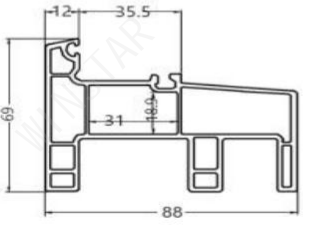
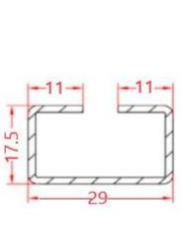
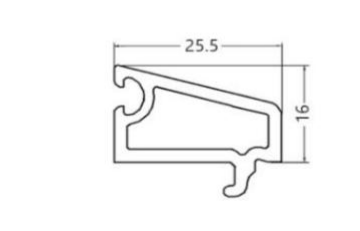
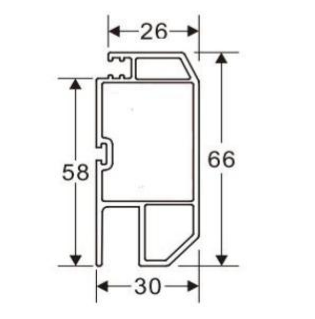
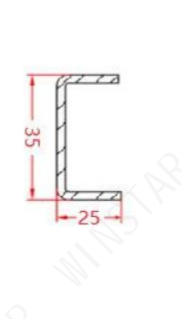
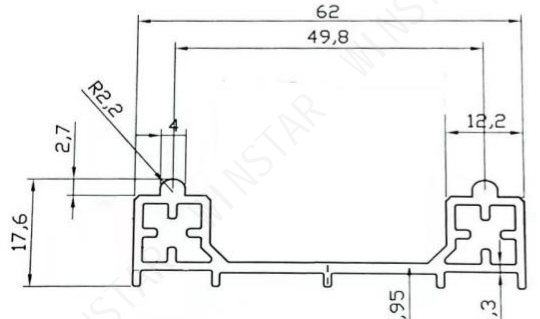
		S6055K 60-55 sliding frame	1.80	0.9			S8066S 66mm height sliding sash	2.2	0.9
		S8060S 80mm height sliding door sash	2.00	0.75			S8080S 80mm height sliding door sash	2.2	1.02
		S8046K 46mm height frame	2.20	1.13			S8055S 55mm height sliding sash	2.20	0.77
			1.80	1.07				1.80	0.70
		S80GDZT Top fixed T mullion	2.20	1.07			S80GDK1 Top fixed frame	2.20	0.90
			1.80	1.00				1.80	0.87
		S80GDK2 Top fixed frame	2.2	0.9			S80FG Sash interlock no hook		0.20
			1.8	0.87					
		S80PT Frame Joint board					S80PG Frame joint pipe		0.73

		S80ZJ Round corner		1.0			S80SZT Sash T Mullion	1.80	0.6
		S80DJFB (S80SK) Sash connector		0.3			S80WZK Double sliding frame	1.80	1.42
		GB20 Glazing bead for 4-6mm glass		0.19			GB8 Glazing bead for 18/20mm glass		0.14
		S80FG1 Sash Intelock		0.2					

WINSTAR 60/88/112MM UPVC SLIDING SERIES

DRAWINGS	STEEL SIZES	CODE	THICKNESS (MM)	KGS/M	DRAWINGS	STEEL SIZES	CODE	THICKNESS (MM)	KGS/M
		S8852K1 52mm height Sliding frame	2.50	1.55			S8852K2 52mm height Sliding frame with track	2.50	1.50
			2.20	1.38				2.20	1.40
			2.00	1.3				2.00	1.37

		S8852K3 Sliding frame with curtain edge	2.20	1.8			S88LTK2 Unify frame with track	2.20	1.50
		S112K Triple Sliding Frame	2.50	1.83			S8892S 92mm height sash	2.20	1.33
		S6052K 60mm sliding frame	2.50	1.3			S8857S 57mm height Sash	2.50	0.93
			2.20	1.19				2.20	0.90
			2.00	1.14				2.00	0.82
		S8866S 66mm height Sash	2.50	1.02			S88ZT Top fixed T mullion	2.50	1.18
			2.20	0.97				2.20	1.10
			2.00	0.87					
		S88FG Sash interlock		0.22			S88FG1 Door Sash Interlock		0.26
		S88GDK Top Fixed Frame	2.5	1.12			S8060PT 88-60mm Joint board		0.54
			2.2	1.05					

		S88PG 88mm Joint Pipe		0.8		S88PT 88mm Joint Board		0.33
		S88WZK Double sliding frame	2.2	1.57		S60/S88DJFB Sash connector		0.38
		S88SZT Sash T mullion	1.8	0.7		S88ZJ Round corner		1.1
		S88135ZJ 135 corner		1.05		GB9.5 Glass bead for 18-20mm glass		0.15
		S88LTK1 Unify frame	2.5	1.58		GB25.5 Glass bead for 4-6mm glass		0.21
			2.2	1.43				
		S8866SS Sliding big screen sash	1.8	0.63		F6017 Aluminum bottom low frame for S6052K		0.80

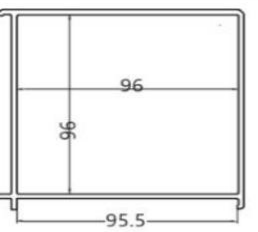
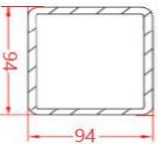
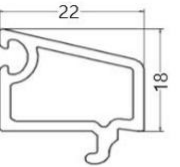
WINSTAR 92MM UPVC SLIDING SERIES

DRAWINGS	STEEL SIZES	CODE	THICKNESS (MM)	KGS/M	DRAWINGS	STEEL SIZES	CODE	THICKNESS (MM)	KGS/M
		S92K1 92mm sliding frame	2.5	1.5			S92K1 92mm sliding frame with track	2.2	1.47
			2.2	1.4				2.2	1.47
		S92GDK 92mm fixed frame	2.5	1.2			S92ZT 92mm T mullion	2.5	1.27
			2.2	1.07				2.2	1.15
		S92LTK1 92mm Unify frame	2.5	1.68			S92LTK2 92mm Unity frame with track	2.2	1.53
			2.2	1.47				2.2	1.53
		S92MS 92mm sliding door sash	2.5	1.47			S92S 92mm sliding window frame	2.5	1.07
			2.2	1.47				2.2	0.95
		S92SZT 92mm sliding sash mullion	2.2	0.87			S92DJFB 92mm Sliding sash jointer		0.4
		S92FG 92mm sliding interlock		0.23			GB11 Double glass glazing bead		0.16

WINSTAR 95MM UPVC SLIDING SERIES

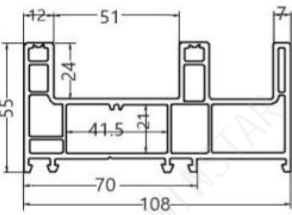
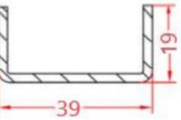
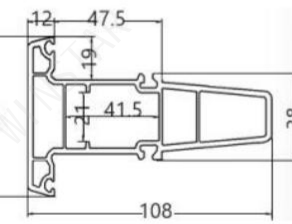
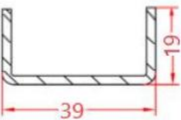
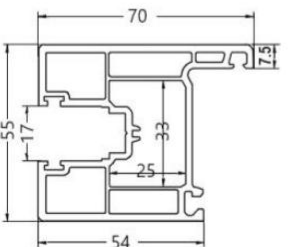
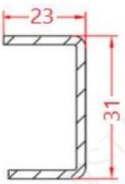
DRAWINGS	STEEL SIZES	CODE	THICKNESS (MM)	KGS/M
		S95K1 95mm sliding frame	2.8	1.59
			2.5	1.53
		S95GDK 95mm fixed frame	2.8	1.38
			2.5	1.23
		S95ZT 95mm T mullion	2.8	1.42
			2.5	1.3
		S95FG 95mm sliding interlock		0.23
		S95PT 95mm Joint Board		0.4

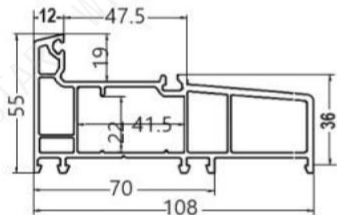
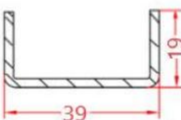
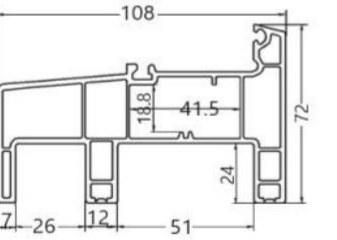
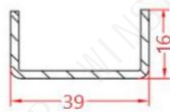
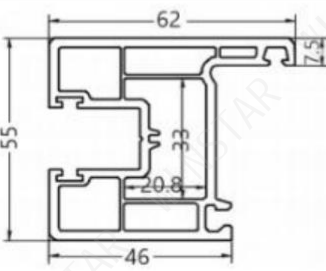
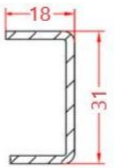
DRAWINGS	STEEL SIZES	CODE	THICKNESS (MM)	KGS/M
		S95K2 95mm sliding frame with track	2.5	1.6
		S95Szt 95mm sliding sash mullion	2.5	0.9
		S95Tls 95mm sliding window frame	2.8	1.67
			2.5	1.1
		S95PG 95mm Frame joint pipe	2.5	1.1
		S95DJFG 95mm Sliding sash jointer		0.42

		S92ZJ 95mm Square corner	2.5	1.53
		GB22 Glass bead for 24mm glass		0.22

		GB11 Glass bead for 28-30mm Triple glass		0.15

WINSTAR 108MM UPVC SLIDING SERIES

DRAWINGS	STEEL SIZES	CODE	THICKNESS (MM)	KGS/M
		S108K 108mm sliding frame	2.5	1.75
			2.2	1.57
		S108ZT 108mm Fixed mullion	2.5	1.5
		S108TLS1 108mm sliding door sash	2.5	1.28
			2.2	1.67

DRAWINGS	STEEL SIZES	CODE	THICKNESS (MM)	KGS/M
		S108GDK 108mm fixed frame	2.5	1.37
			2.2	1.25
		S108LTK 108mm Unity frame	2.2	1.65
		S108TLS2 108mm sliding window sash	2.5	1.1
			2.2	1.02

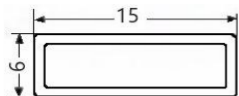
		S108SZT 108mm Sash mullion	2.2	0.95
		S108ZJ 108mm square corner	2.2	1.8
		S108FG 108mm frame joint pipe		1.22

		S108FG1 108mm door sash interlock		0.28
		S109FG2 108mm sliding window sash		0.27
		S108PT 108mm frame joint panel		0.45

WINSTAR ALL SERIES SHARED UPVC PROFILES

DRAWINGS	STEEL SIZES	CODE	THICKNESS (MM)	KGS/M
		52SS Fly screen sash for 50/80/88 sliding series	1.6	0.43
		SSM38 Fly screen sash mullion for 52SS	1.4	0.35
		30*10 Decoration bars	1.2	0.24

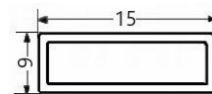
DRAWINGS	STEEL SIZES	CODE	THICKNESS (MM)	KGS/M
	1.8	44SS Fly screen sash for 50/80/88 sliding series		0.42
	1.8	50SS Fly screen sash for 50/80/88 sliding series		0.54
	1.1	20*10 Decoration bars		0.18



15*6
Decoration
bars

1

0.11



15*9
Decoration
bars

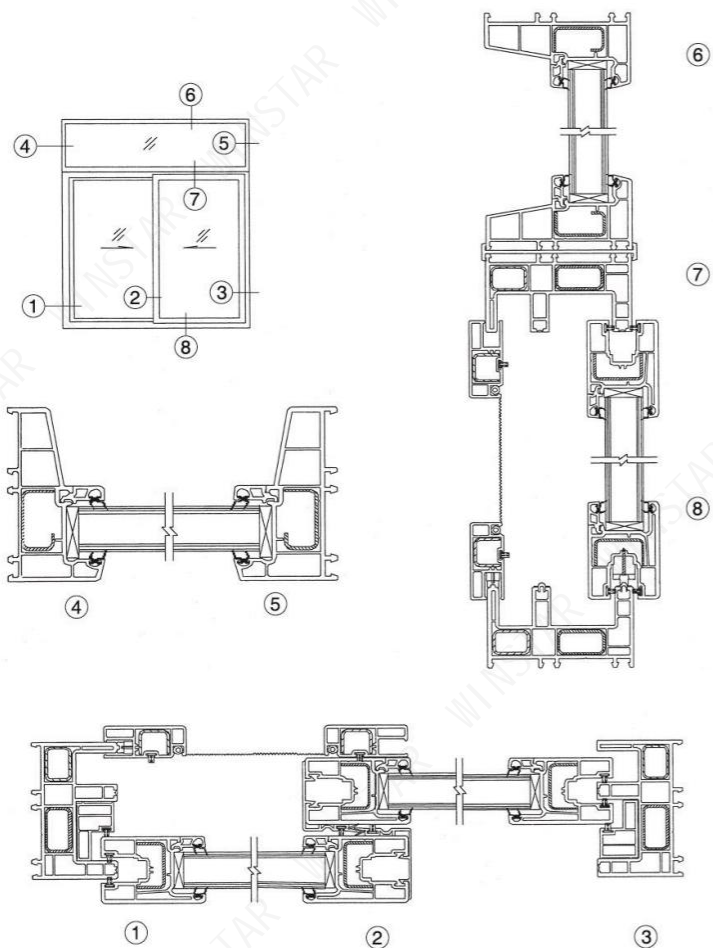
1

0.15



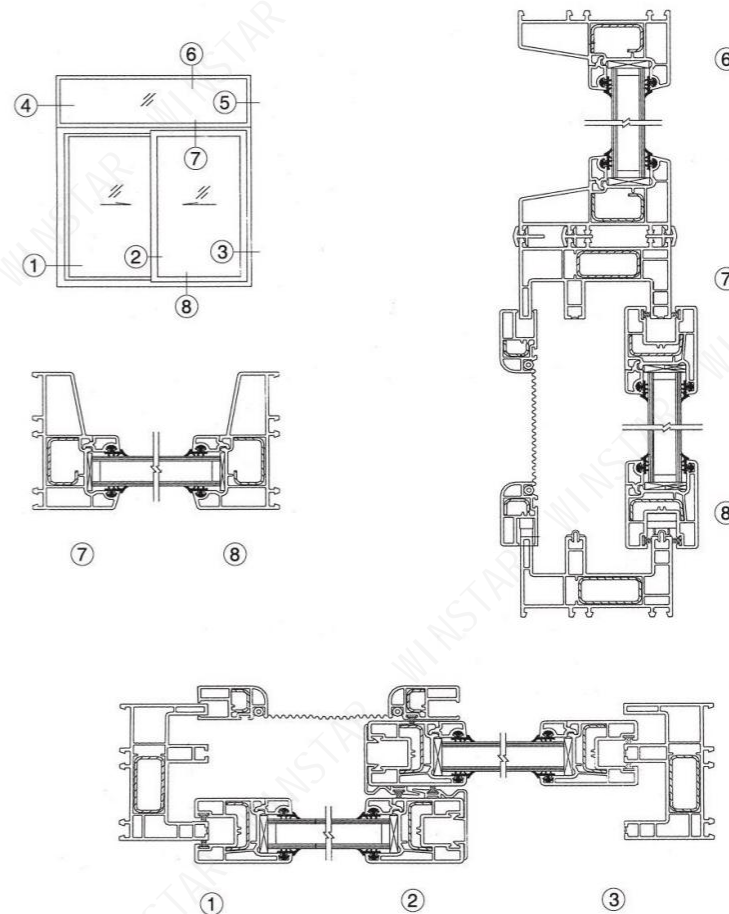
92 系列推拉窗连接图

92 sliding series assembling drawing



88 直角系列推拉窗连接图

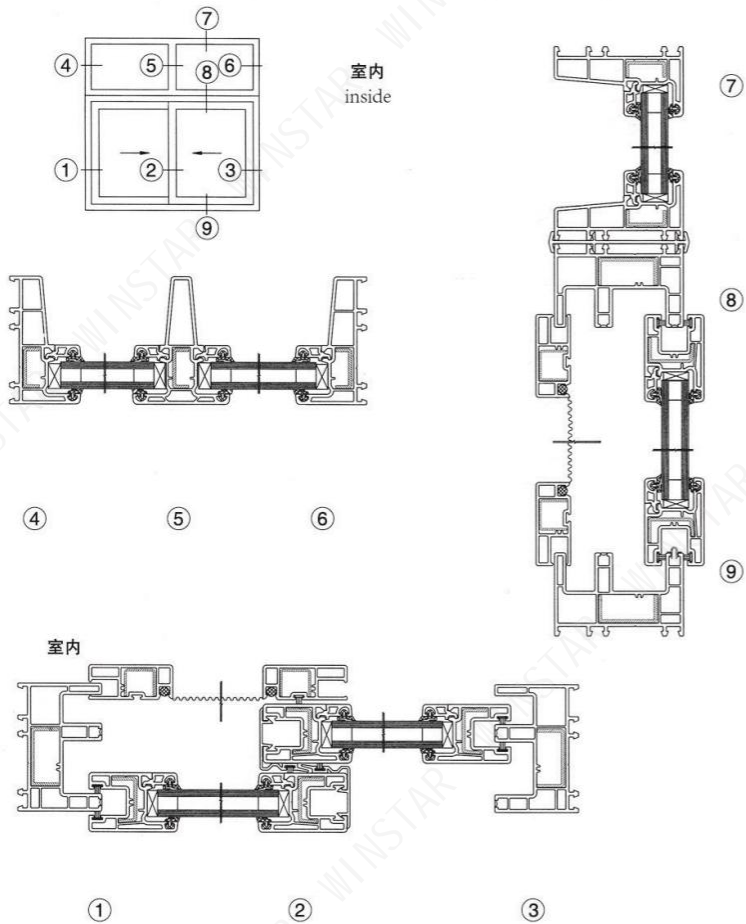
88 sliding series assembling drawing





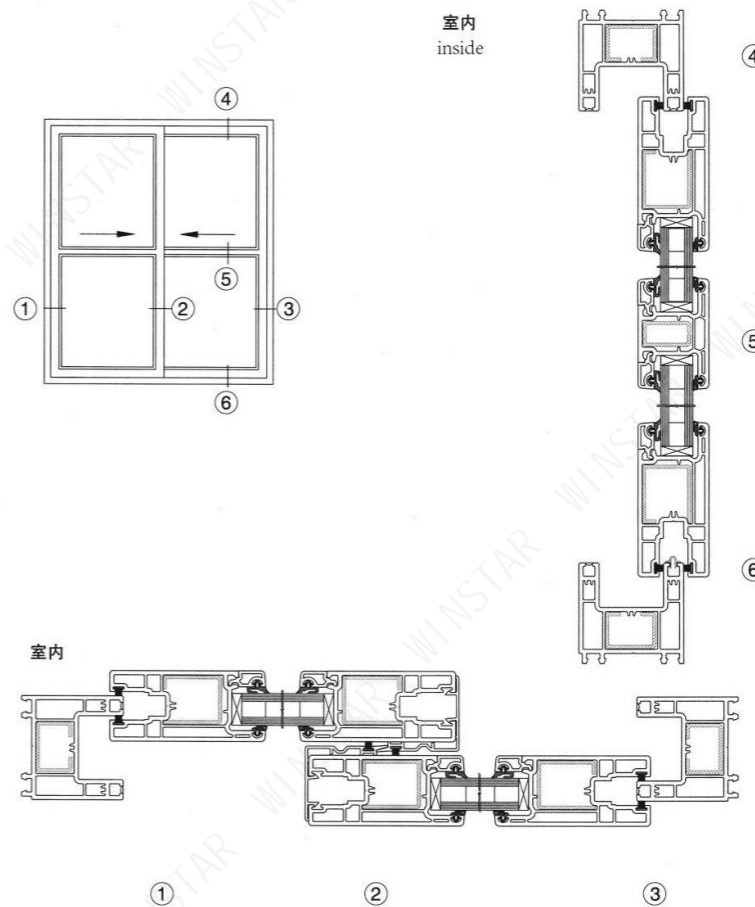
80 系列推拉窗连接图

80 sliding series assembling drawing



60 系列推拉窗连接图

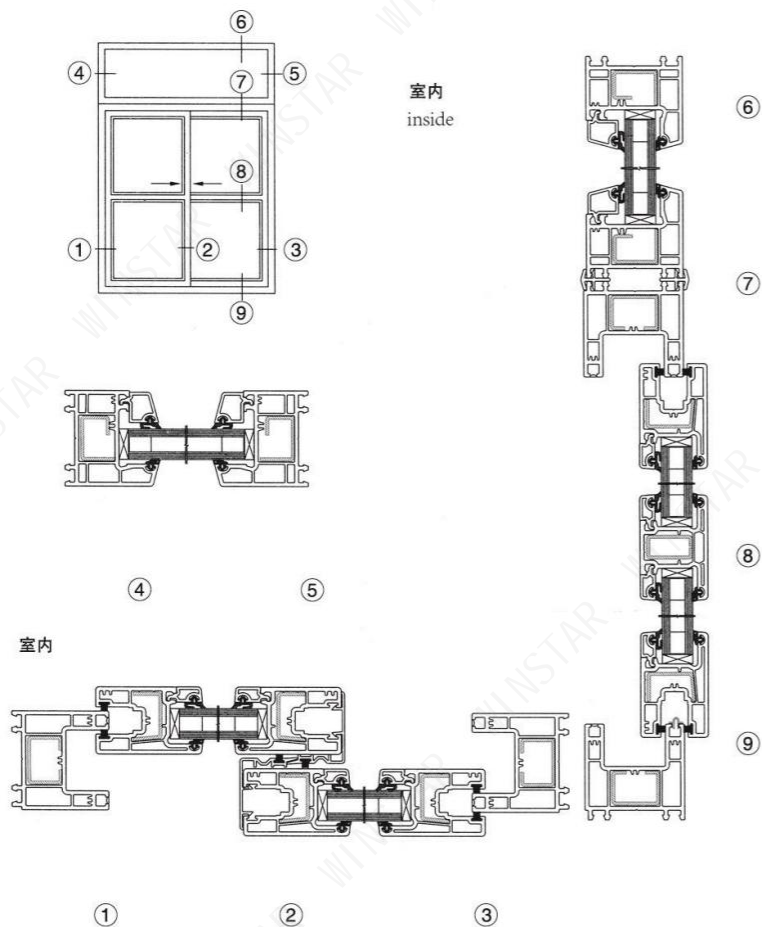
60 sliding series window's assembling drawing





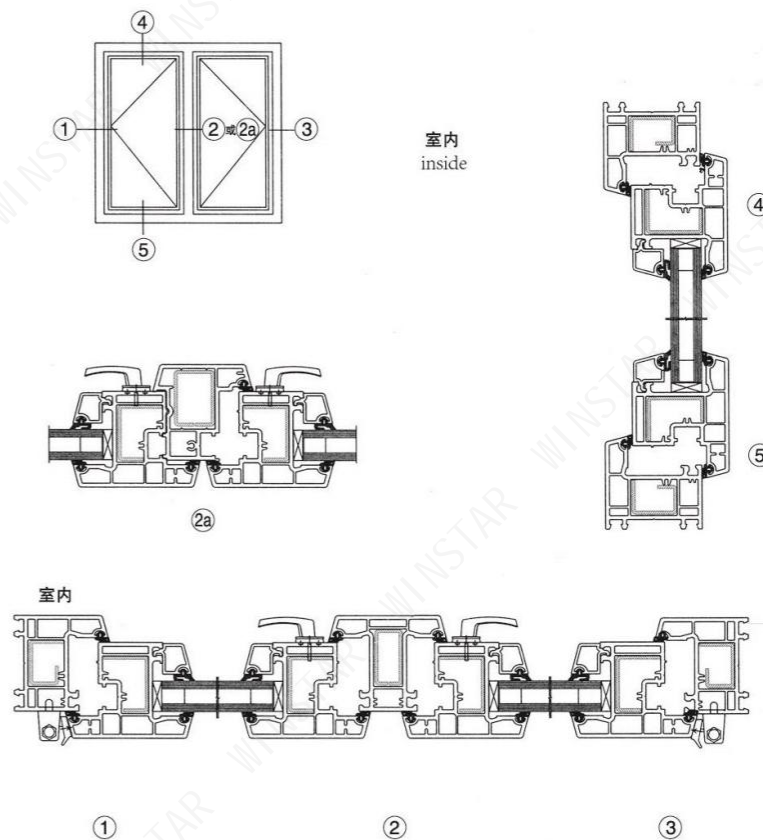
60 系列推拉门连接图

60 sliding series door's assembling drawing



60 经典系列外开窗连接图

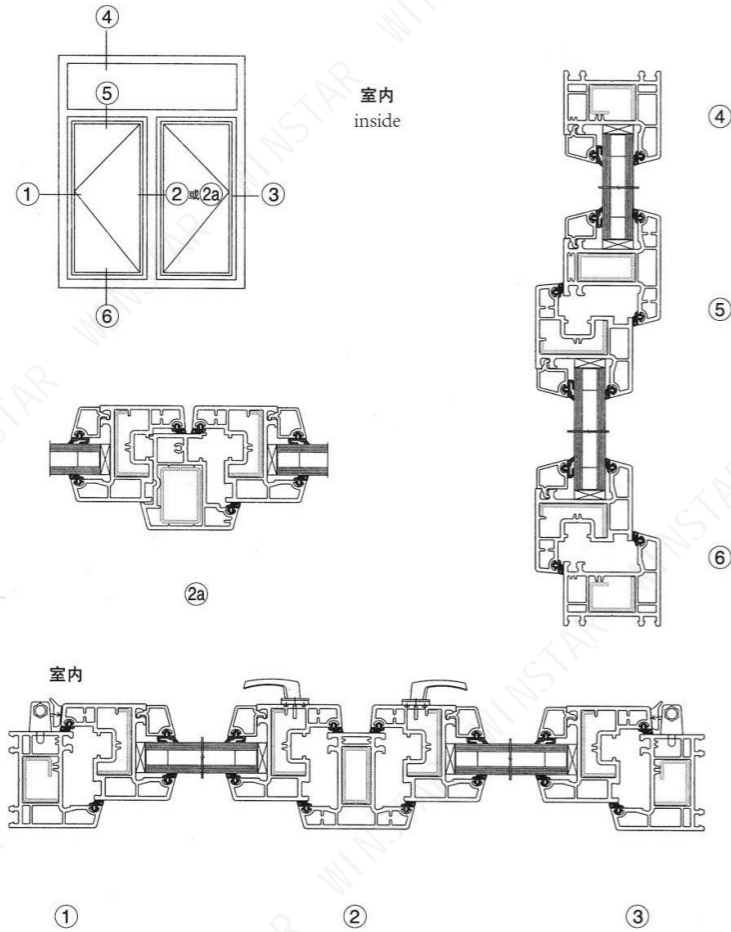
60 classical series outward opening window assembling drawing





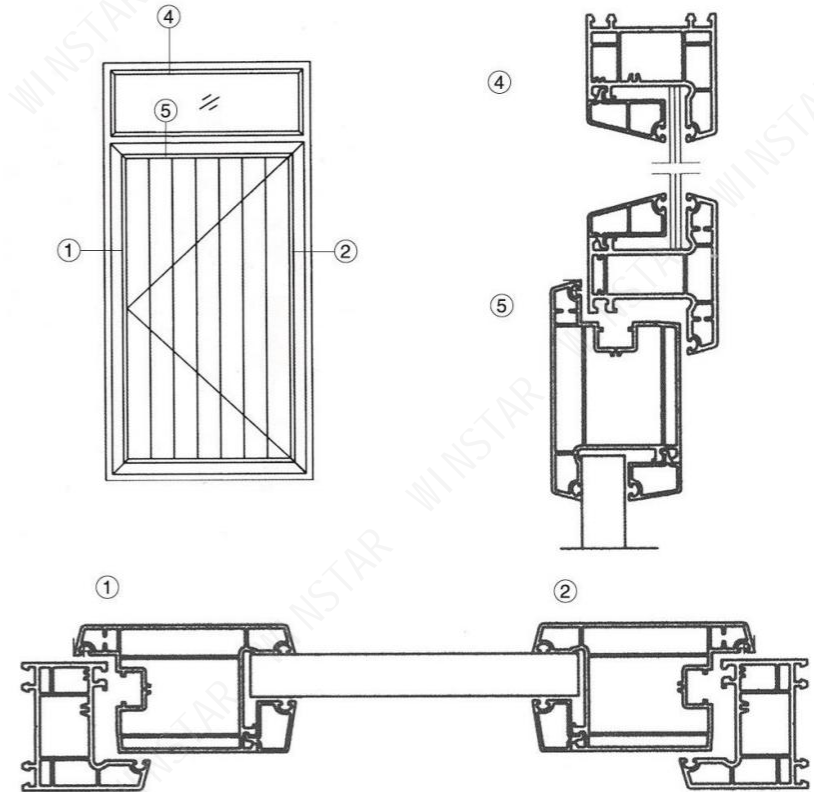
60 经典系列内开窗连接图

60 classical series inward opening window assembling drawing



60 经典系列外开门连接图

60 classical series outward opening door assembling drawing



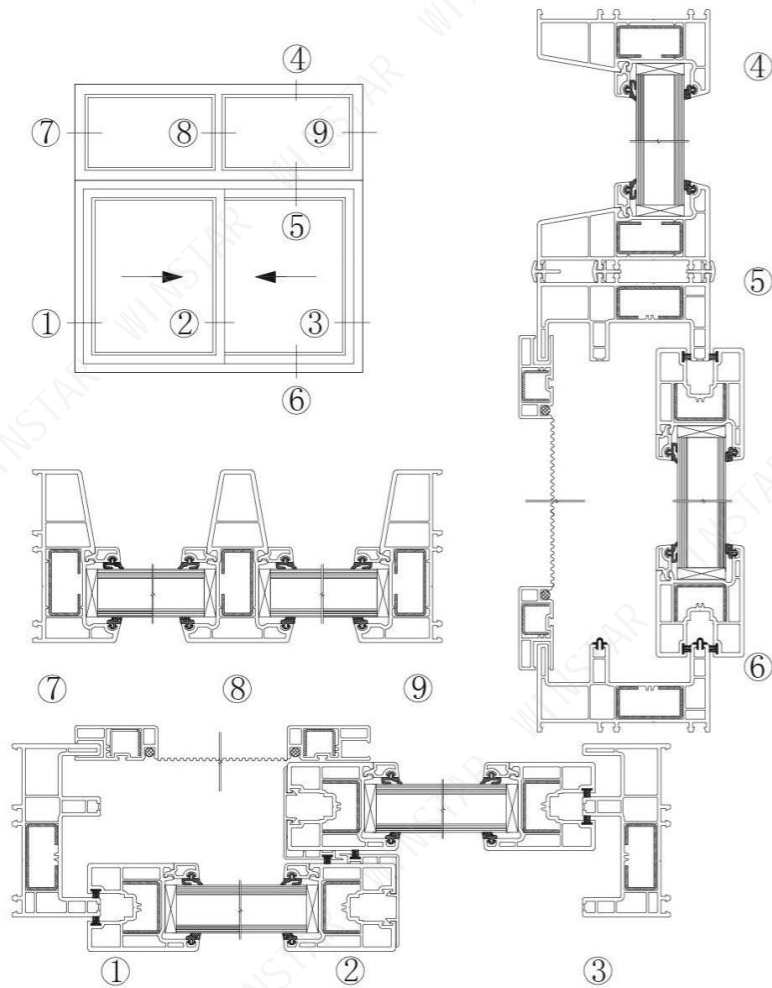


108 sliding window series (with internal blinds or triple glass)

WINSTAR®

108 系列推拉窗连接图

108 sliding series assembling drawing



60 classical casement door & window series

WINSTAR®

Color Code

E001	E002	E005	E006
E007	E008(翠绿)	E009(淡绿)	E010(祖母绿)
E011(墨绿)	E012	E013	E014(红咖啡)
E015(深咖啡)	E016	E017	E018
Wood 01	Wood 02	Wood 03	Wood 04
Wood 05	Wood 06	Wood 07	Wood 08